



## **FITTING INSTRUCTIONS FITTING INSTRUCTIONS FOR BLIG0036**



**THIS KIT CONTAINS THE ITEMS PICTURED AND LABELLED OVER PAGE.**

SOME PARTS MAY BE SHOWN FOR CLARITY OF INSTRUCTIONS ONLY.

DO NOT PROCEED UNTIL YOU ARE SURE ALL PARTS ARE PRESENT.

**PLEASE READ ALL INSTRUCTIONS BEFORE PROCEEDING.**

**IF IN ANY DOUBT WHEN FITTING OUR PRODUCTS, CONSULT ONE OF OUR DEALERS  
OR HAVE FITTED BY A QUALIFIED TECHNICIAN.**

PLEASE NOTE THAT THE WAY THE KIT IS PACKED DOES NOT NECESSARILY REPRESENT THE WAY OF  
MOUNTING TO THE BIKE.

IN THE EVENT OF RUBBER WASHERS BEING USED TO HOLD COMPONENTS ONTO BOLTS,  
THESE RUBBER WASHERS CAN BE THROWN AWAY.



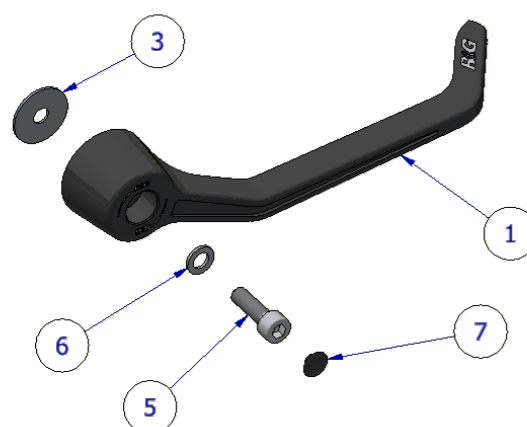
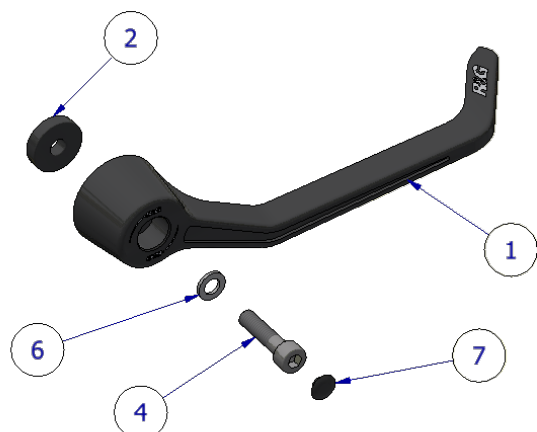
<b><u>TOOLS REQUIRED</u></b>	<b><u>GENERAL TORQUE SETTINGS</u></b>
<ul style="list-style-type: none"> <li>• ALLEN TOOL SET.</li> <li>• SPECIFIC TOOLS REQUIRED TO REMOVE OEM BAR-ENDS, IF APPLICABLE.</li> </ul>	<p>M4 BOLT = 8Nm</p> <p>M5 BOLT = 12Nm</p> <p>M6 BOLT = 15Nm</p> <p>M8 BOLT = 20Nm</p> <p>M10 BOLT = 40Nm</p> <p>M12 BOLT = 40Nm</p>

### **LEGEND**

<b>ITEM NO.</b>	<b>DESCRIPTION</b>	<b>QTY</b>
ITEM 1	BRAKE LEVER GUARD (PLG0013)	1
ITEM 2	SPACER (S1033)	1
ITEM 3	22mm PENNY WASHER	1
ITEM 4	M6 x 1.00 x 25mm BOLT	1
ITEM 5	M6 x 1.00 x 20mm BOLT	1
ITEM 6	M6 WASHER	1
ITEM 7	M6 FLAT CAP	1

### **EXPLODED ASSEMBLY VIEW**

#### **BAR-END MIRRORS INSTALLED**



#### **BAR-END MIRRORS REMOVED**



## **FITTING INSTRUCTIONS**

1. To fit the R&G Brake Lever Guard, you will need to remove the original bar-end (and bar-end mirror, if applicable).
2. Please refer to the assembly diagrams for the correct assembly of parts depending if you have bar-end mirrors installed (LHS diagram) or wish to remove them (RHS Diagram) and assemble the components in the orientation shown.
3. Locate the lever guard assembly into the threaded spacer and position so when the motorcycle is at full lock in both directions it does not contact any other part of the motorcycle.
4. Using a 5mm Allen tool, fully tighten the bolt and check operation.

**IMPORTANT - WHEN FITTING THIS PRODUCT, IT IS YOUR RESPONSIBILITY TO ENSURE THAT THE PRODUCT IN NO WAY IMPEDES THE OPERATION OF THE MOTORCYCLE AND IS CHECKED REGULARLY FOR TIGHTNESS AND CORRECT OPERATION.**

**FAILURE TO CHECK THE ABOVE COULD RESULT IN SERIOUS INJURY OR DAMAGE.**

ISSUE 1 – 08/10/2025 (MH)

### **CONSUMER NOTICE**

The catalogue description and any exhibition of samples are only broad indications of the Products and R&G may make design changes which do not diminish their performance or visual appeal and supplying them in such state shall conform to the order. The Buyer acknowledges no representation or warranty (other than as to title) has been given or will apply to the Products other than those in R&G's order or confirmation and the Buyer confirms it has chosen the Products as being of merchantable quality and suitable for its particular purposes. Where R&G fits the Products or undertakes other services it shall exercise reasonable skill and care and rectify any fault free of charge unless the workmanship has been disturbed. The Buyer is responsible for ensuring that the warranty on the motorcycle is not affected by the fitting of the Products. On return of any defective Products R&G shall at its option either supply a replacement or refund the purchase money but shall not be liable if the Products have been modified or used or maintained otherwise than in accordance with R&G's or manufacturer's instructions and good engineering practice or if the defect arises from accident or neglect. Other than identified above and subject to R&G not limiting its liability for causing death and personal injury, it shall not be liable for indirect or consequential loss and otherwise its liability shall be limited to the amounts paid by the Buyer for the Products or the fitting or service concerned. These terms do not affect the Buyer's statutory rights.

### **R&G RACING RETURNS POLICY (NON-FAULTY GOODS)**

Returns must be pre-authorized (if not pre-authorized the return will be rejected). Goods may only be returned direct to us if they were purchased direct from us (customer must prove if necessary). Otherwise to be returned to original vendor. Goods must be in re-sellable condition, in the opinion of R&G Racing. All returns are subject to a 25% restocking and handling fee (25% of the gross value exc. P&P – at the prevailing price at time of purchase). The customer must pay any and all carriage charges. No returns of discontinued products, unless within 14 days of purchase. This policy does not affect your statutory rights and does not refer to faulty goods.



## **NOTICE DE MONTAGE POUR BLIG0036**



**CE KIT CONTIENT LES ARTICLES ILLUSTRÉS ET ÉTIQUETÉS SUR LA PAGE.**  
CERTAINES PIÈCES PEUVENT ÊTRE INDICUÉES UNIQUEMENT POUR LA CLARTÉ DES INSTRUCTIONS.

NE PAS CONTINUER AVANT D'ÊTRE SÛR DE LA PRÉSENCE DE TOUTES LES PIÈCES.

**VEUILLEZ LIRE TOUTES LES INSTRUCTIONS AVANT DE CONTINUER.**

**EN CAS DE DOUTE LORS DE L'INSTALLATION DE NOS PRODUITS, CONSULTEZ UN DE NOS REVENDEURS OU FAITES INSTALLER PAR UN TECHNICIEN QUALIFIÉ**

VEUILLEZ NOTER QUE LA FAÇON DONT LE KIT EST EMBALLÉ NE REPRÉSENTE PAS NÉCESSAIREMENT LE MODE DE MONTAGE SUR LA MOTO.

EN CAS D'UTILISATION DE RONDELLES EN CAOUTCHOUC POUR MAINTENIR LES COMPOSANTS SUR LES BOULONS, CES RONDELLES EN CAOUTCHOUC PEUVENT ÊTRE JETÉES.



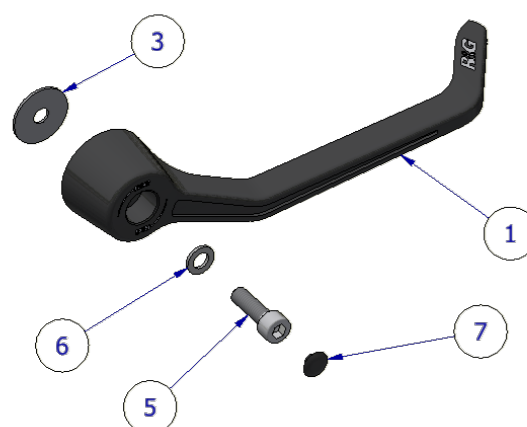
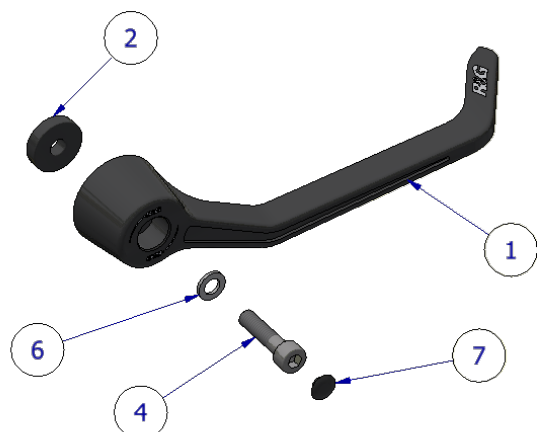
<b><u>OUTILS REQUIS</u></b>	<b><u>VALEURS DE SERRAGE</u></b>
<ul style="list-style-type: none"> <li>CLÉ ALLEN.</li> <li>OUTILS SPÉCIFIQUES REQUIS POUR RETIRER LES EMBOUTS DE GUIDON D'ORIGINE, LE CAS ÉCHÉANT.</li> </ul>	BOULON M4 = 8Nm BOULON M5 = 12Nm BOULON M6 = 15Nm BOULON M8 = 20Nm BOULON M10 = 40Nm BOULON M12 = 40Nm

### **LÉGENDE**

<b>ARTICLE NO.</b>	<b>DESCRIPTION</b>	<b>QTÉ</b>
ARTICLE 1	PROTÈGE-LEVIER (PLG0013)	1
ARTICLE 2	ENTRETOISE (S1033)	1
ARTICLE 3	22mm RONDELLE	1
ARTICLE 4	M6 x 1.00 x 25mm BOULON	1
ARTICLE 5	M6 x 1.00 x 20mm BOULON	1
ARTICLE 6	M6 RONDELLE	1
ARTICLE 7	M6 CAPUCHON PLAT	1

### **VUE D'ENSEMBLE**

#### **EMBOUTS DE RÉTROVISEURS INSTALLÉS**



#### **EMBOUTS DE RÉTROVISEURS ENLEVÉS**



## **NOTICE DE MONTAGE**

5. Pour installer la protection de levier d'embrayage R&G, vous devrez retirer l'embout de guidon d'origine (et le rétroviseur, le cas échéant).
6. Veuillez vous référer aux schémas de montage pour le montage correct des pièces, selon que vous ayez des embouts de rétroviseurs installés (schéma gauche) ou que vous souhaitiez les retirer (schéma droit). Assemblez les composants dans le sens indiqué.
7. Insérez la protection de levier dans l'entretoise filetée et positionnez-la de manière à ce qu'elle ne touche aucune autre pièce de la moto, lorsque la moto est braquée à fond dans les deux sens.
8. À l'aide d'une clé Allen de 5 mm, serrez fermement la vis et vérifiez le fonctionnement.

**IMPORTANT - LORS DE L'INSTALLATION DE CE PRODUIT, IL EST DE VOTRE RESPONSABILITÉ DE VOUS ASSURER QUE LE PRODUIT NE GÊNE EN AUCUN CAS LE FONCTIONNEMENT DE LA MOTO ET SOIT VÉRIFIÉ RÉGULIÈREMENT POUR SON SERRAGE ET SON BON FONCTIONNEMENT.**

**NE PAS VÉRIFIER LES ARTICLES CI-DESSUS PEUT ENTRAÎNER DES BLESSURES OU DES DOMMAGES GRAVES.**

ISSUE 1 – 08/10/2025 (MH)

### **CONSUMER NOTICE**

The catalogue description and any exhibition of samples are only broad indications of the Products and R&G may make design changes which do not diminish their performance or visual appeal and supplying them in such state shall conform to the order. The Buyer acknowledges no representation or warranty (other than as to title) has been given or will apply to the Products other than those in R&G's order or confirmation and the Buyer confirms it has chosen the Products as being of merchantable quality and suitable for its particular purposes. Where R&G fits the Products or undertakes other services it shall exercise reasonable skill and care and rectify any fault free of charge unless the workmanship has been disturbed. The Buyer is responsible for ensuring that the warranty on the motorcycle is not affected by the fitting of the Products. On return of any defective Products R&G shall at its option either supply a replacement or refund the purchase money but shall not be liable if the Products have been modified or used or maintained otherwise than in accordance with R&G's or manufacturer's instructions and good engineering practice or if the defect arises from accident or neglect. Other than identified above and subject to R&G not limiting its liability for causing death and personal injury, it shall not be liable for indirect or consequential loss and otherwise its liability shall be limited to the amounts paid by the Buyer for the Products or the fitting or service concerned. These terms do not affect the Buyer's statutory rights.

### **R&G RACING RETURNS POLICY (NON-FAULTY GOODS)**

Returns must be pre-authorized (if not pre-authorized the return will be rejected). Goods may only be returned direct to us if they were purchased direct from us (customer must prove if necessary). Otherwise to be returned to original vendor. Goods must be in re-sellable condition, in the opinion of R&G Racing. All returns are subject to a 25% restocking and handling fee (25% of the gross value exc. P&P – at the prevailing price at time of purchase). The customer must pay any and all carriage charges. No returns of discontinued products, unless within 14 days of purchase. This policy does not affect your statutory rights and does not refer to faulty goods.



**FITTING INSTRUCTIONS FITTING INSTRUCTIONS FOR CLIG0036**



**THIS KIT CONTAINS THE ITEMS PICTURED AND LABELLED OVER PAGE.**

SOME PARTS MAY BE SHOWN FOR CLARITY OF INSTRUCTIONS ONLY.

DO NOT PROCEED UNTIL YOU ARE SURE ALL PARTS ARE PRESENT.

**PLEASE READ ALL INSTRUCTIONS BEFORE PROCEEDING.**

**IF IN ANY DOUBT WHEN FITTING OUR PRODUCTS, CONSULT ONE OF OUR DEALERS  
OR HAVE FITTED BY A QUALIFIED TECHNICIAN.**

PLEASE NOTE THAT THE WAY THE KIT IS PACKED DOES NOT NECESSARILY REPRESENT THE WAY OF  
MOUNTING TO THE BIKE.

IN THE EVENT OF RUBBER WASHERS BEING USED TO HOLD COMPONENTS ONTO BOLTS,  
THESE RUBBER WASHERS CAN BE THROWN AWAY.



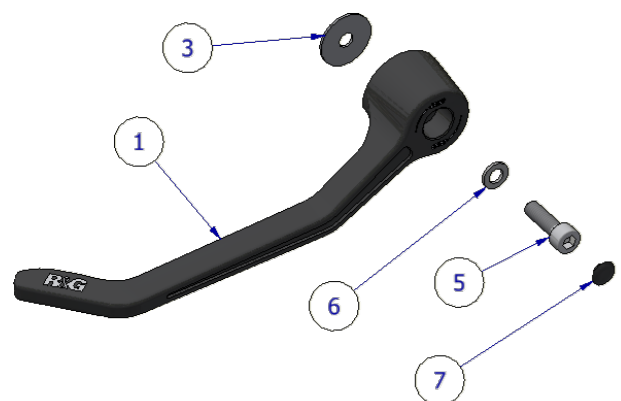
<b><u>TOOLS REQUIRED</u></b>	<b><u>GENERAL TORQUE SETTINGS</u></b>
<ul style="list-style-type: none"> <li>• ALLEN TOOL SET.</li> <li>• SPECIFIC TOOLS REQUIRED TO REMOVE OEM BAR-ENDS, IF APPLICABLE.</li> </ul>	<p>M4 BOLT = 8Nm</p> <p>M5 BOLT = 12Nm</p> <p>M6 BOLT = 15Nm</p> <p>M8 BOLT = 20Nm</p> <p>M10 BOLT = 40Nm</p> <p>M12 BOLT = 40Nm</p>

### **LEGEND**

<b>ITEM NO.</b>	<b>DESCRIPTION</b>	<b>QTY</b>
ITEM 1	BRAKE LEVER GUARD (PLG0012)	1
ITEM 2	SPACER (S1033)	1
ITEM 3	22mm PENNY WASHER	1
ITEM 4	M6 x 1.00 x 25mm BOLT	1
ITEM 5	M6 x 1.00 x 20mm BOLT	1
ITEM 6	M6 WASHER	1
ITEM 7	M6 FLAT CAP	1

### **EXPLODED ASSEMBLY VIEW**

#### **BAR-END MIRRORS INSTALLED**



#### **BAR-END MIRRORS REMOVED**



## **FITTING INSTRUCTIONS**

1. To fit the R&G Clutch Lever Guard, you will need to remove the original bar-end (and bar-end mirror, if applicable).
2. Please refer to the assembly diagrams for the correct assembly of parts depending if you have bar-end mirrors installed (LHS diagram) or wish to remove them (RHS Diagram) and assemble the components in the orientation shown.
3. Locate the lever guard assembly into the threaded spacer and position so when the motorcycle is at full lock in both directions it does not contact any other part of the motorcycle.
4. Using a 5mm Allen tool, fully tighten the bolt and check operation.

**IMPORTANT - WHEN FITTING THIS PRODUCT, IT IS YOUR RESPONSIBILITY TO ENSURE THAT THE PRODUCT IN NO WAY IMPEDES THE OPERATION OF THE MOTORCYCLE AND IS CHECKED REGULARLY FOR TIGHTNESS AND CORRECT OPERATION.**

**FAILURE TO CHECK THE ABOVE COULD RESULT IN SERIOUS INJURY OR DAMAGE.**

ISSUE 1 – 08/10/2025 (MH)

### **CONSUMER NOTICE**

The catalogue description and any exhibition of samples are only broad indications of the Products and R&G may make design changes which do not diminish their performance or visual appeal and supplying them in such state shall conform to the order. The Buyer acknowledges no representation or warranty (other than as to title) has been given or will apply to the Products other than those in R&G's order or confirmation and the Buyer confirms it has chosen the Products as being of merchantable quality and suitable for its particular purposes. Where R&G fits the Products or undertakes other services it shall exercise reasonable skill and care and rectify any fault free of charge unless the workmanship has been disturbed. The Buyer is responsible for ensuring that the warranty on the motorcycle is not affected by the fitting of the Products. On return of any defective Products R&G shall at its option either supply a replacement or refund the purchase money but shall not be liable if the Products have been modified or used or maintained otherwise than in accordance with R&G's or manufacturer's instructions and good engineering practice or if the defect arises from accident or neglect. Other than identified above and subject to R&G not limiting its liability for causing death and personal injury, it shall not be liable for indirect or consequential loss and otherwise its liability shall be limited to the amounts paid by the Buyer for the Products or the fitting or service concerned. These terms do not affect the Buyer's statutory rights.

### **R&G RACING RETURNS POLICY (NON-FAULTY GOODS)**

Returns must be pre-authorized (if not pre-authorized the return will be rejected). Goods may only be returned direct to us if they were purchased direct from us (customer must prove if necessary). Otherwise to be returned to original vendor. Goods must be in re-sellable condition, in the opinion of R&G Racing. All returns are subject to a 25% restocking and handling fee (25% of the gross value exc. P&P – at the prevailing price at time of purchase). The customer must pay any and all carriage charges. No returns of discontinued products, unless within 14 days of purchase. This policy does not affect your statutory rights and does not refer to faulty goods.



**NOTICE DE MONTAGE POUR CLIG0036**



**CE KIT CONTIENT LES ARTICLES ILLUSTRÉS ET ÉTIQUETÉS SUR LA PAGE.**  
CERTAINES PIÈCES PEUVENT ÊTRE INDIQUÉES UNIQUEMENT POUR LA CLARTÉ DES INSTRUCTIONS.

NE PAS CONTINUER AVANT D'ÊTRE SÛR DE LA PRÉSENCE DE TOUTES LES PIÈCES.

**VEUILLEZ LIRE TOUTES LES INSTRUCTIONS AVANT DE CONTINUER.**

**EN CAS DE DOUTE LORS DE L'INSTALLATION DE NOS PRODUITS, CONSULTEZ UN DE NOS REVENDEURS OU FAITES INSTALLER PAR UN TECHNICIEN QUALIFIÉ**

VEUILLEZ NOTER QUE LA FAÇON DONT LE KIT EST EMBALLÉ NE REPRÉSENTE PAS NÉCESSAIREMENT LE MODE DE MONTAGE SUR LA MOTO.

EN CAS D'UTILISATION DE RONDELLES EN CAOUTCHOUC POUR MAINTENIR LES COMPOSANTS SUR LES BOULONS, CES RONDELLES EN CAOUTCHOUC PEUVENT ÊTRE JETÉES.

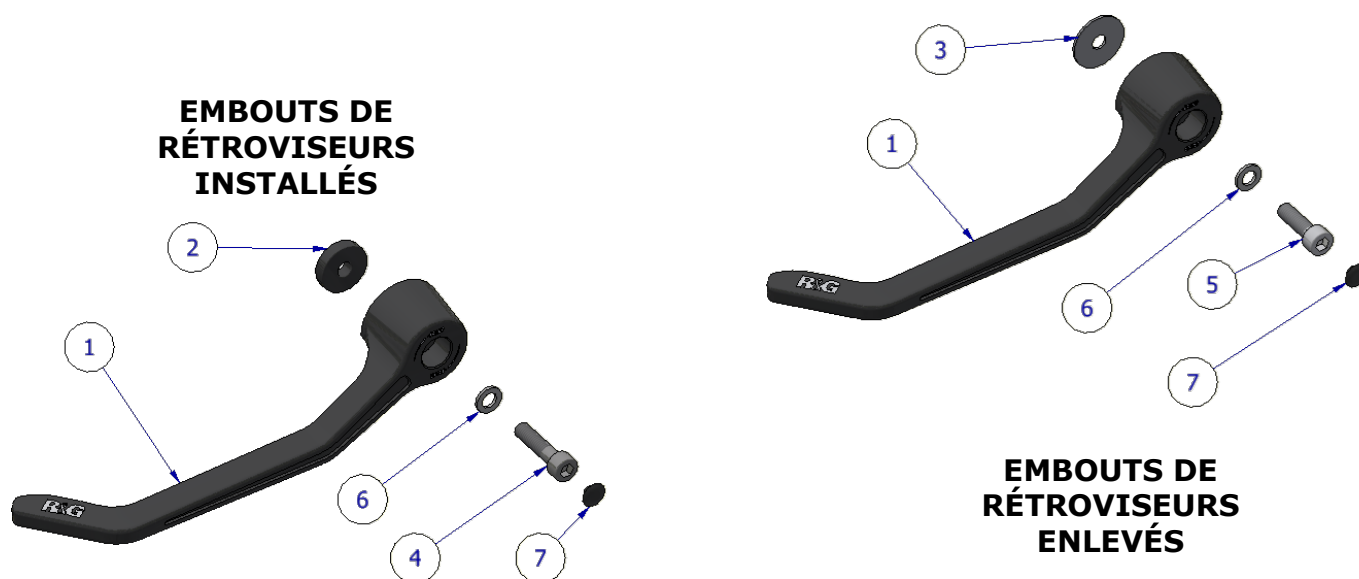


<b><u>OUTILS REQUIS</u></b>	<b><u>VALEURS DE SERRAGE</u></b>
<ul style="list-style-type: none"> <li>CLÉ ALLEN.</li> <li>OUTILS SPÉCIFIQUES REQUIS POUR RETIRER LES EMBOUTS DE GUIDON D'ORIGINE, LE CAS ÉCHÉANT.</li> </ul>	BOULON M4 = 8Nm BOULON M5 = 12Nm BOULON M6 = 15Nm BOULON M8 = 20Nm BOULON M10 = 40Nm BOULON M12 = 40Nm

### **LÉGENDE**

<b>ARTICLE NO.</b>	<b>DESCRIPTION</b>	<b>QTÉ</b>
ARTICLE 1	PROTÈGE-LEVIER (PLG0012)	1
ARTICLE 2	ENTRETOISE (S1033)	1
ARTICLE 3	22mm RONDELLE	1
ARTICLE 4	M6 x 1.00 x 25mm BOULON	1
ARTICLE 5	M6 x 1.00 x 20mm BOULON	1
ARTICLE 6	M6 RONDELLE	1
ARTICLE 7	M6 CAPUCHON PLAT	1

### **VUE D'ENSEMBLE**





## **NOTICE DE MONTAGE**

5. Pour installer la protection de levier d'embrayage R&G, vous devrez retirer l'embout de guidon d'origine (et le rétroviseur, le cas échéant).
6. Veuillez vous référer aux schémas de montage pour le montage correct des pièces, selon que vous ayez des embouts de rétroviseurs installés (schéma gauche) ou que vous souhaitiez les retirer (schéma droit). Assemblez les composants dans le sens indiqué.
7. Insérez la protection de levier dans l'entretoise filetée et positionnez-la de manière à ce qu'elle ne touche aucune autre pièce de la moto, lorsque la moto est braquée à fond dans les deux sens.
8. À l'aide d'une clé Allen de 5 mm, serrez fermement la vis et vérifiez le fonctionnement.

**IMPORTANT - LORS DE L'INSTALLATION DE CE PRODUIT, IL EST DE VOTRE RESPONSABILITÉ DE VOUS ASSURER QUE LE PRODUIT NE GÊNE EN AUCUN CAS LE FONCTIONNEMENT DE LA MOTO ET SOIT VÉRIFIÉ RÉGULIÈREMENT POUR SON SERRAGE ET SON BON FONCTIONNEMENT.**

**NE PAS VÉRIFIER LES ARTICLES CI-DESSUS PEUT ENTRAÎNER DES BLESSURES OU DES DOMMAGES GRAVES.**

ISSUE 1 – 08/10/2025 (MH)

### **CONSUMER NOTICE**

The catalogue description and any exhibition of samples are only broad indications of the Products and R&G may make design changes which do not diminish their performance or visual appeal and supplying them in such state shall conform to the order. The Buyer acknowledges no representation or warranty (other than as to title) has been given or will apply to the Products other than those in R&G's order or confirmation and the Buyer confirms it has chosen the Products as being of merchantable quality and suitable for its particular purposes. Where R&G fits the Products or undertakes other services it shall exercise reasonable skill and care and rectify any fault free of charge unless the workmanship has been disturbed. The Buyer is responsible for ensuring that the warranty on the motorcycle is not affected by the fitting of the Products. On return of any defective Products R&G shall at its option either supply a replacement or refund the purchase money but shall not be liable if the Products have been modified or used or maintained otherwise than in accordance with R&G's or manufacturer's instructions and good engineering practice or if the defect arises from accident or neglect. Other than identified above and subject to R&G not limiting its liability for causing death and personal injury, it shall not be liable for indirect or consequential loss and otherwise its liability shall be limited to the amounts paid by the Buyer for the Products or the fitting or service concerned. These terms do not affect the Buyer's statutory rights.

### **R&G RACING RETURNS POLICY (NON-FAULTY GOODS)**

Returns must be pre-authorised (if not pre-authorised the return will be rejected). Goods may only be returned direct to us if they were purchased direct from us (customer must prove if necessary). Otherwise to be returned to original vendor. Goods must be in re-sellable condition, in the opinion of R&G Racing. All returns are subject to a 25% restocking and handling fee (25% of the gross value exc. P&P – at the prevailing price at time of purchase). The customer must pay any and all carriage charges. No returns of discontinued products, unless within 14 days of purchase. This policy does not affect your statutory rights and does not refer to faulty goods.